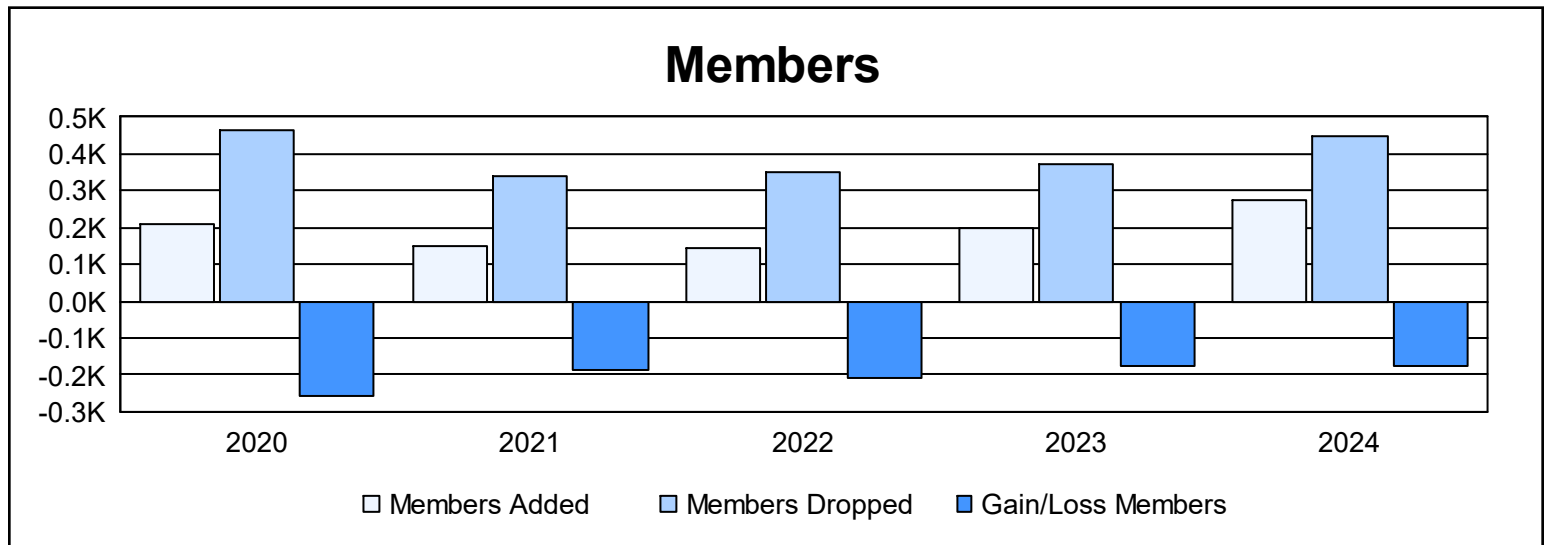
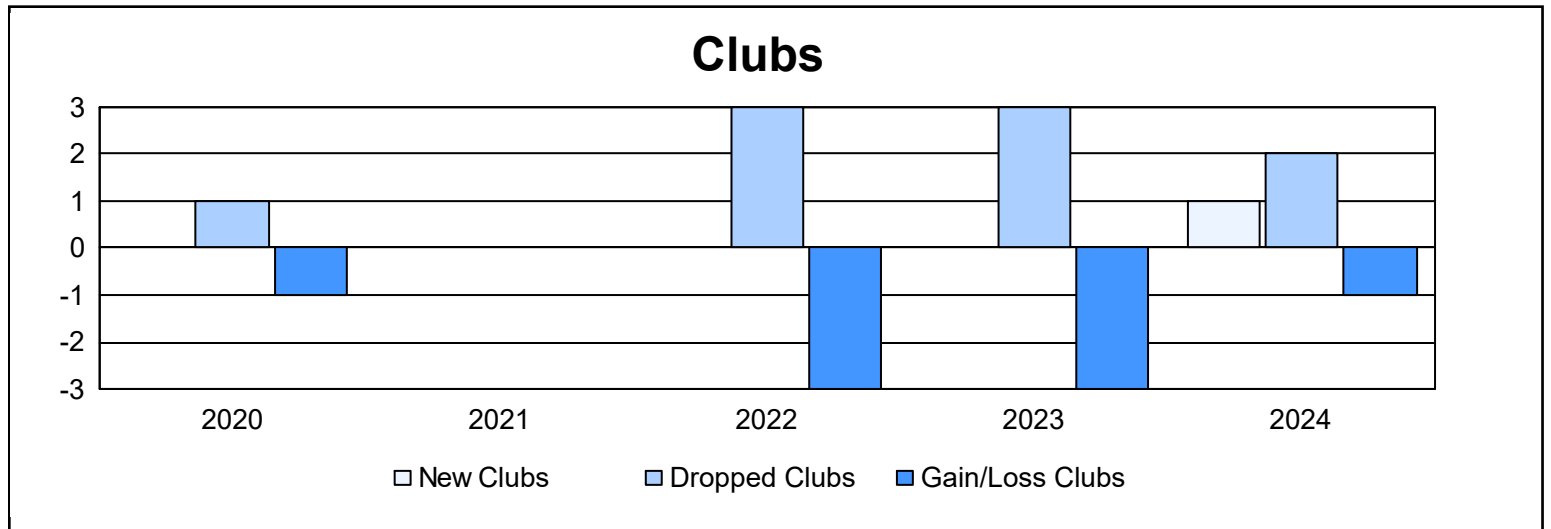
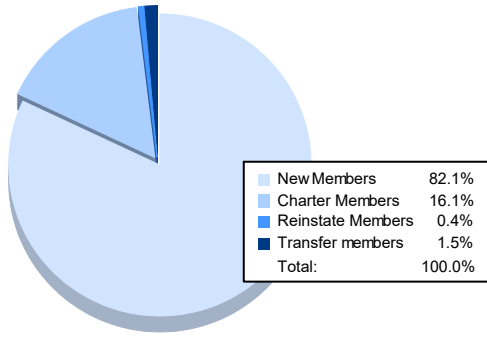


Year	New Clubs	Dropped Clubs	Gain/ Loss Clubs	New Members	Charter Members	Reinstate Members	Transfer Members	Total Member Added	Total Members Dropped	Gain/ Loss Members
2019-2020	0	1	-1	202	0	5	3	210	466	-256
2020-2021	0	0	0	144	1	4	2	151	338	-187
2021-2022	0	3	-3	135	0	4	3	142	350	-208
2022-2023	0	3	-3	173	0	6	19	198	372	-174
2023-2024	1	2	-1	224	44	1	4	273	447	-174
<b>Average</b>	<b>0</b>	<b>2</b>	<b>-2</b>	<b>176</b>	<b>9</b>	<b>4</b>	<b>6</b>	<b>195</b>	<b>395</b>	<b>-200</b>



### Membership Composition June 2024 Cumulative



### Gender Composition June 2024 Cumulative

